

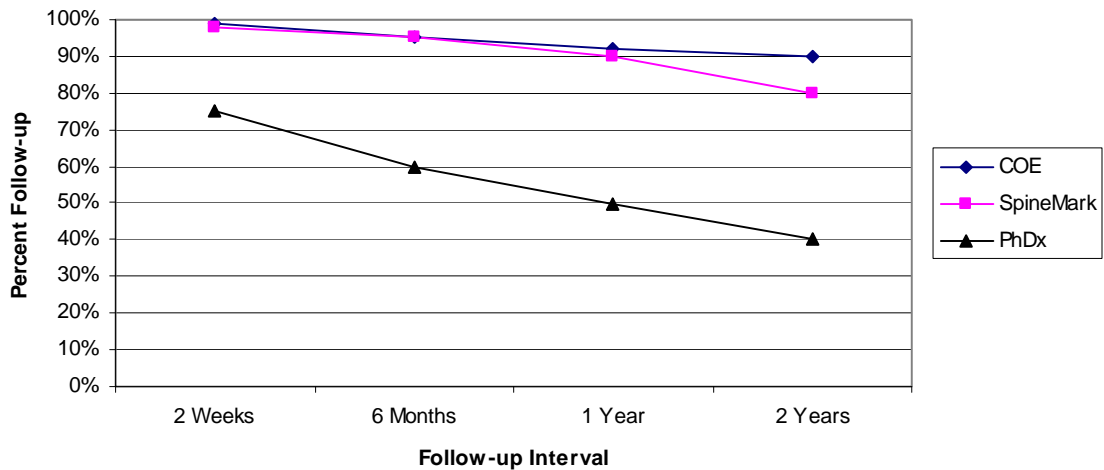
SpineMark Center of Excellence Report Card Center of Excellence – Spine Center

Number of Patients Enrolled

	Center of Excellence	All SpineMark sites
Cervical 2000	20	195
Low Back 2000	53	243
Conservative Care	412	673
Total	485	1111

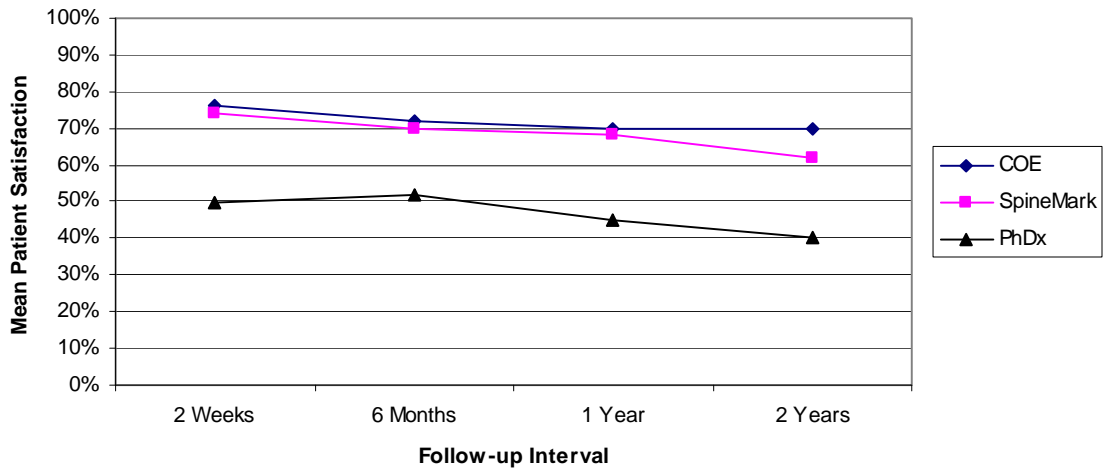
Surgical Follow-up Rates

	2 Weeks	6 Months	1 Year	2 Years
COE	99%	95%	92%	90%
SpineMark	98%	95%	90%	80%
PhDx	75%	60%	50%	40%



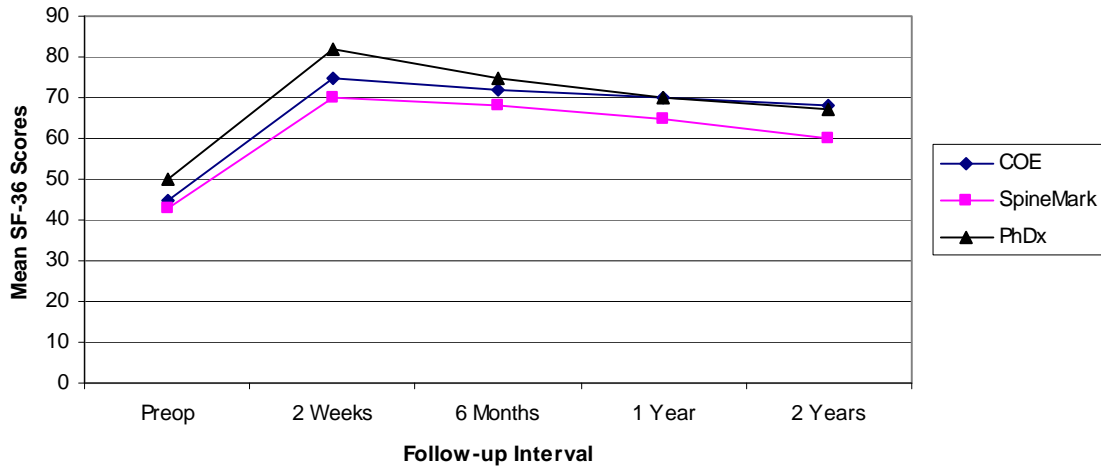
Surgical Mean Patient Satisfaction Scores

	2 Weeks	6 Months	1 Year	2 Years
COE	76%	72%	70%	70%
SpineMark	74%	70%	68%	62%
PhDx	50%	52%	45%	40%



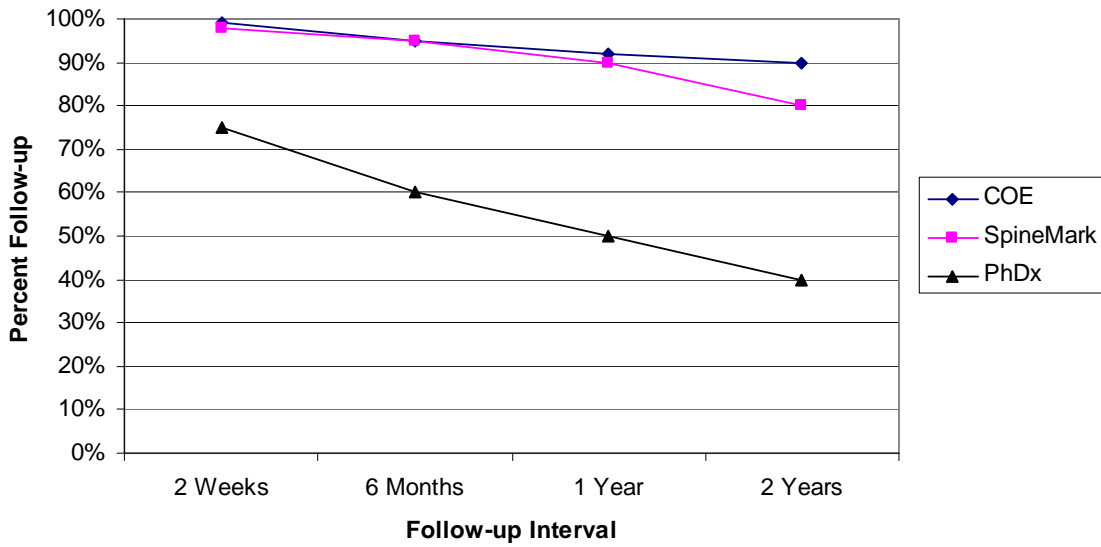
Surgical SF-36 Overall

	Preop	2 Weeks	6 Months	1 Year	2 Years
COE	45	75	72	70	68
SpineMark	43	70	68	65	60
PhDx	50	82	75	70	67



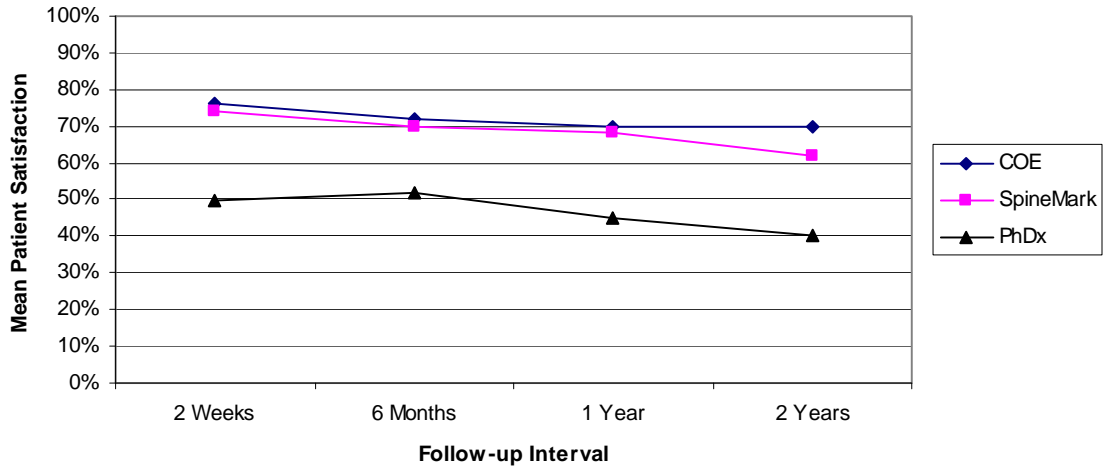
Non-surgical Follow-up Rates

	2 Weeks	6 Months	1 Year	2 Years
COE	99%	95%	92%	90%
SpineMark	98%	95%	90%	80%
PhDx	75%	60%	50%	40%



Non-surgical Mean Patient Satisfaction Scores

	2 Weeks	6 Months	1 Year	2 Years
COE	76%	72%	70%	70%
SpineMark	74%	70%	68%	62%
PhDx	50%	52%	45%	40%



Non-surgical SF-36 Overall

	Preop	2 Weeks	6 Months	1 Year	2 Years
COE	45	75	72	70	68
SpineMark	43	70	68	65	60
PhDx	50	82	75	70	67

