




The Duke Private Diagnostic Clinic
Duke Anesthesiology

Strengthening Anesthesia Excellence at Academic Medical Centers


February 16, 2017

Today's Speakers



Solomon Aronson, M.D.

Executive Vice Chair,
Department of Anesthesiology
Duke University



Phil Eichenholz, M.D.

Founder and President
NorthStar Anesthesia

Maintaining Your Academic Mission Can be Challenging

You Need:



Best-in-class perioperative continuum practices that are data-driven




A successful, accredited residency program



More efficient, cost-effective care delivery



Access to scholarly research and clinical trials

A thin orange diagonal line is positioned to the left of the main title text.

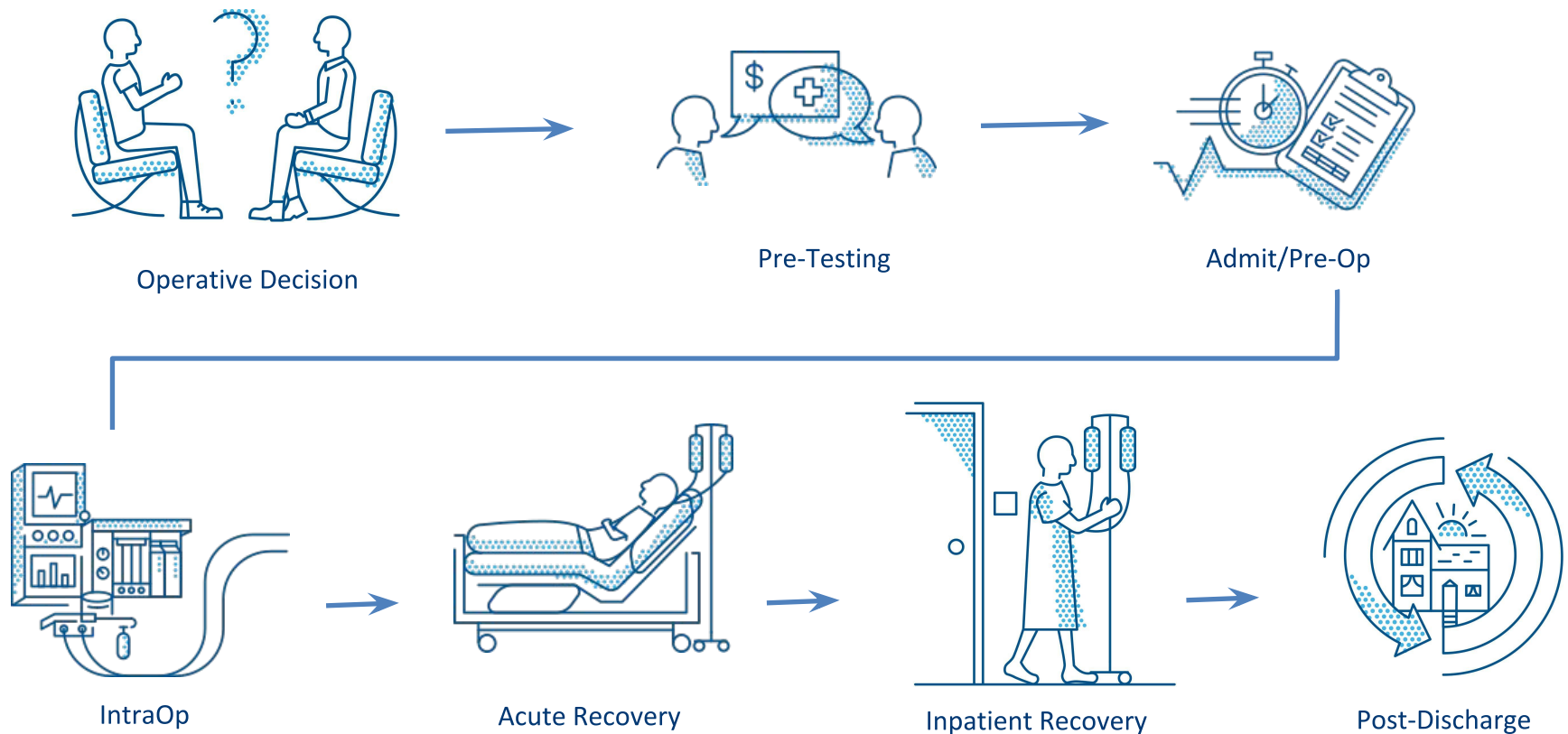
How to prioritize the academic mission while creating best practices

Academic Mission Ingrained at All Levels of Organization



Changing The Anesthesia Paradigm

Anesthesia is taking a larger role throughout the perioperative continuum.



Changing The Anesthesia Paradigm

Anesthesiologists manage the patient experience for the hospital.



Changing The Anesthesia Paradigm

Strong leadership network.

Local & Regional
Leadership



National
Leadership



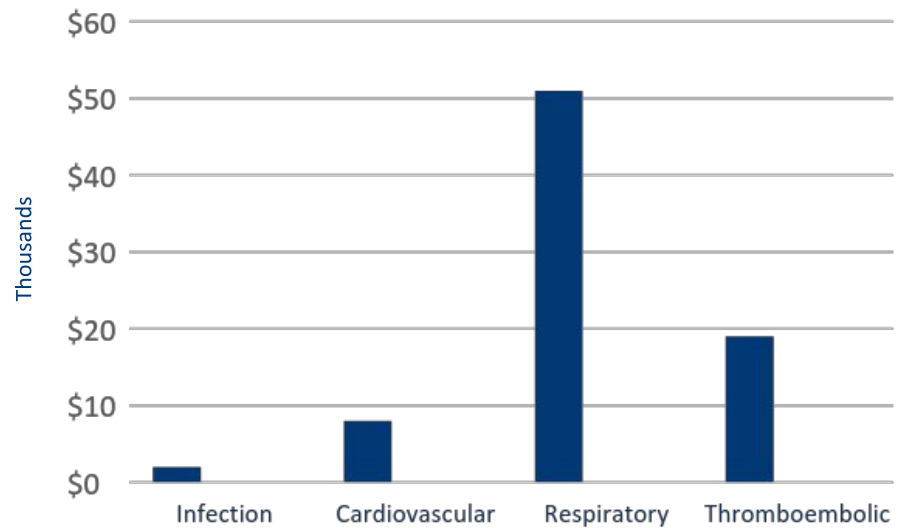
Accountability
& Best Practices




The High Cost of Complications

| High Cost of Complications | |
|----------------------------|----------|
| Acute Renal Failure | \$28,359 |
| Acute Respiratory Failure | \$28,218 |
| Blood Sugar Uncontrolled | \$11,797 |
| Cardiac Arrest | \$15,079 |
| DVT | \$10,804 |
| PE | \$16,644 |
| Pneumonia | \$22,097 |
| SSI | \$27,631 |
| Sepsis | \$38,978 |
| Unplanned Intubation | \$21,025 |
| Ventilator >48 Hours | \$27,654 |

Average increase cost per surgical complication is \$11,626



A thin orange diagonal line is positioned to the left of the main title text.

How to use incentives to hold faculty accountable for a service-driven culture

Develop Financial Incentives for Clinical and Operational Metrics

Pre-Operative
Evaluation of
Inpatients for
Surgery

On Time
Starts

Case Delays
due to
Anesthesia

Turnover
Times

Protocol for
Central Line
Placement

Antibiotic
Administration

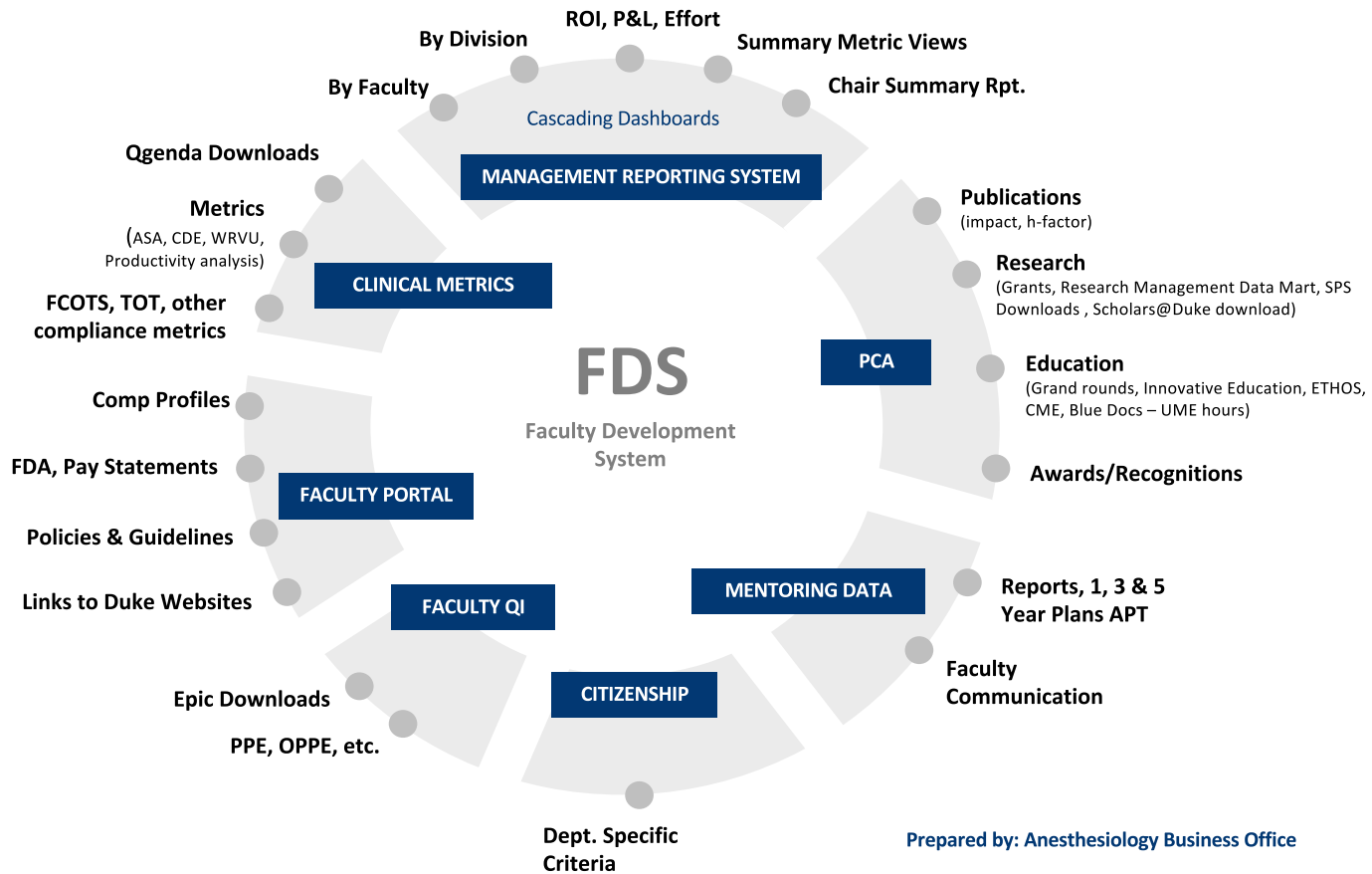
OR
Throughput

Surgeon
Satisfaction

Instill Core Values



Invest in Technology

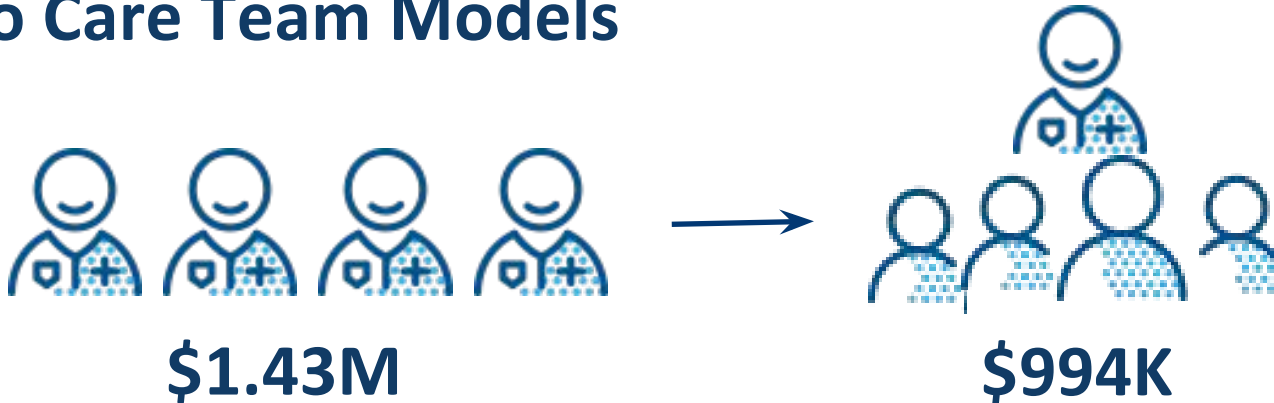


Prepared by: Anesthesiology Business Office

A thin orange diagonal line is positioned to the left of the main text.

Leveraging mid-level providers to optimize profitability

Value-Based Care is Driving Shift to Care Team Models

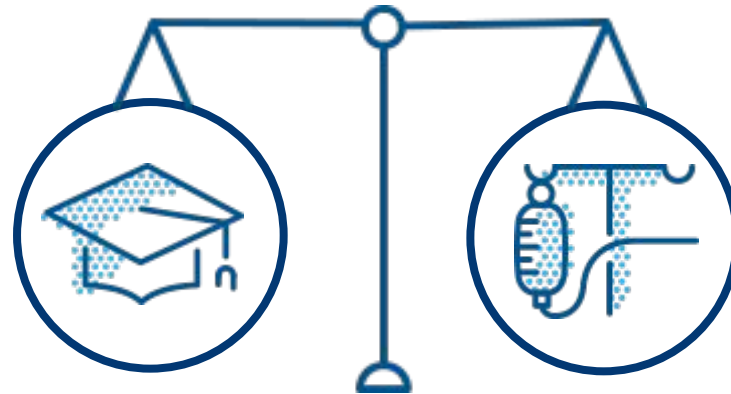


CRNAs allow hospitals to more cost effectively deploy anesthesiology services, particularly for low acuity procedures.

The average annual CRNA compensation (~\$159K) is lower than that of anesthesiologists (~\$358k)

CRNA use has grown as the number of graduating CRNAs increased by ~8% per year from 2001-11

Learning Opportunities

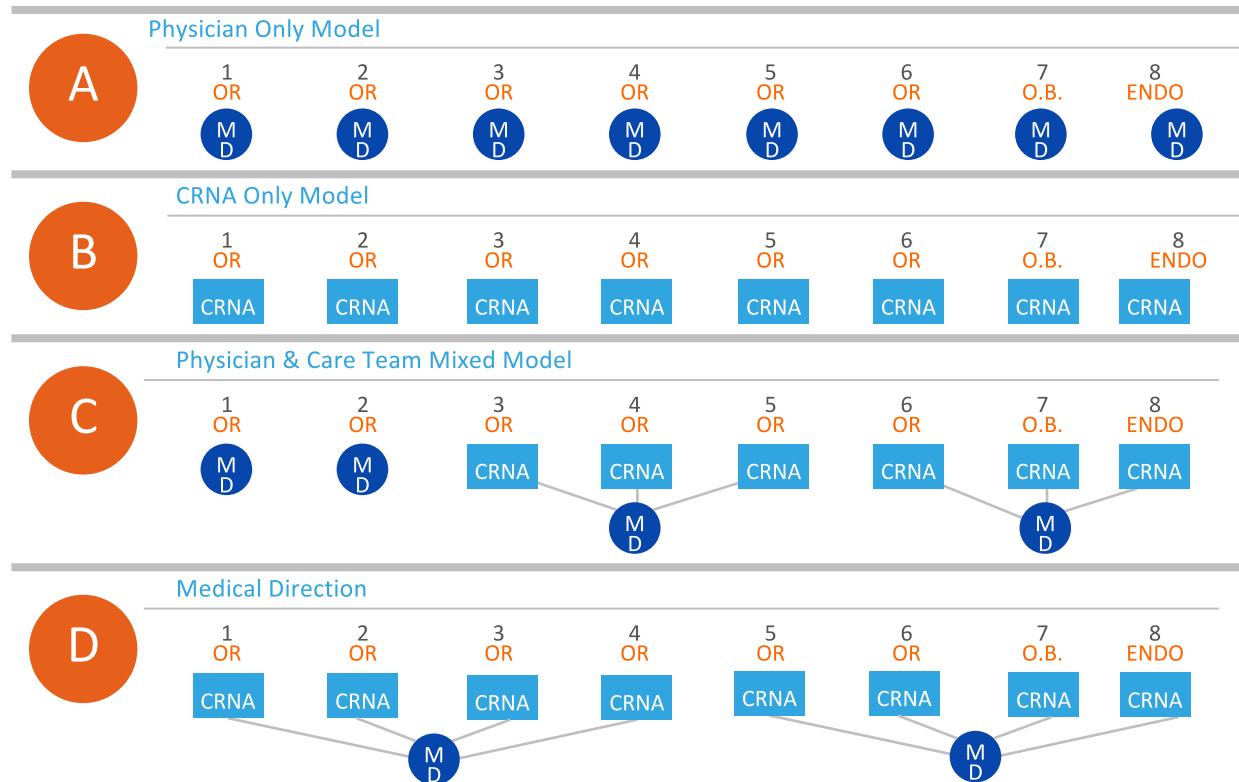


Academic
Experience

Clinical
Experience

One Size Does Not Fit All

- Decision Drivers
- 1 Patient Outcomes
 - 2 Efficiency & Cost
 - 3 State Law & Politics




A thin orange diagonal line is positioned to the left of the main title text.

The importance of partnerships and affiliations

Leveraging Best In Class Programs



Duke Anesthesiology and NorthStar Collaboration Benefits AMCs



Perioperative Management



Advanced Education Opportunities



Academic Leadership



Scholarly Research



Residency Program Management



Accreditation Assistance

Questions?

For more information, email:
phil.eichenholz@northstaranesthesia.com